

Scaled data based on original data using
LM-79-08 Approved Method: Electrical and Photometric Measurements of Solid-
State Lighting Products

Test Report Prepared for
Cooper Lighting Solutions
(formerly Eaton)

Brand: INVUE

Report Number: P676828

Luminaire Tested: **CCW-SA-1A-730-U-SL2-HSS**

Issue Date: 04/25/2023



Test Information

Test Method: LM-79-08
Report Number: P676828
Test Lab: INNOVATION CENTER(G1)
Issue Date: 04/25/2023
Manufacturer: COOPER LIGHTING SOLUTIONS (FORMERLY EATON)
Product Line: INVUE
Catalog Number: CCW-SA-1A-730-U-SL2-HSS
Description: INVUE CLEAR CURVE Wall Pack MOUNT Light Square Luminaire @350mA w/
SL2 distribution lens and House Side Shield
Light Source: (16) 3000K CCT, 70 CRI LEDs
Ballast/Driver: ELECTRONIC DRIVER

Summary

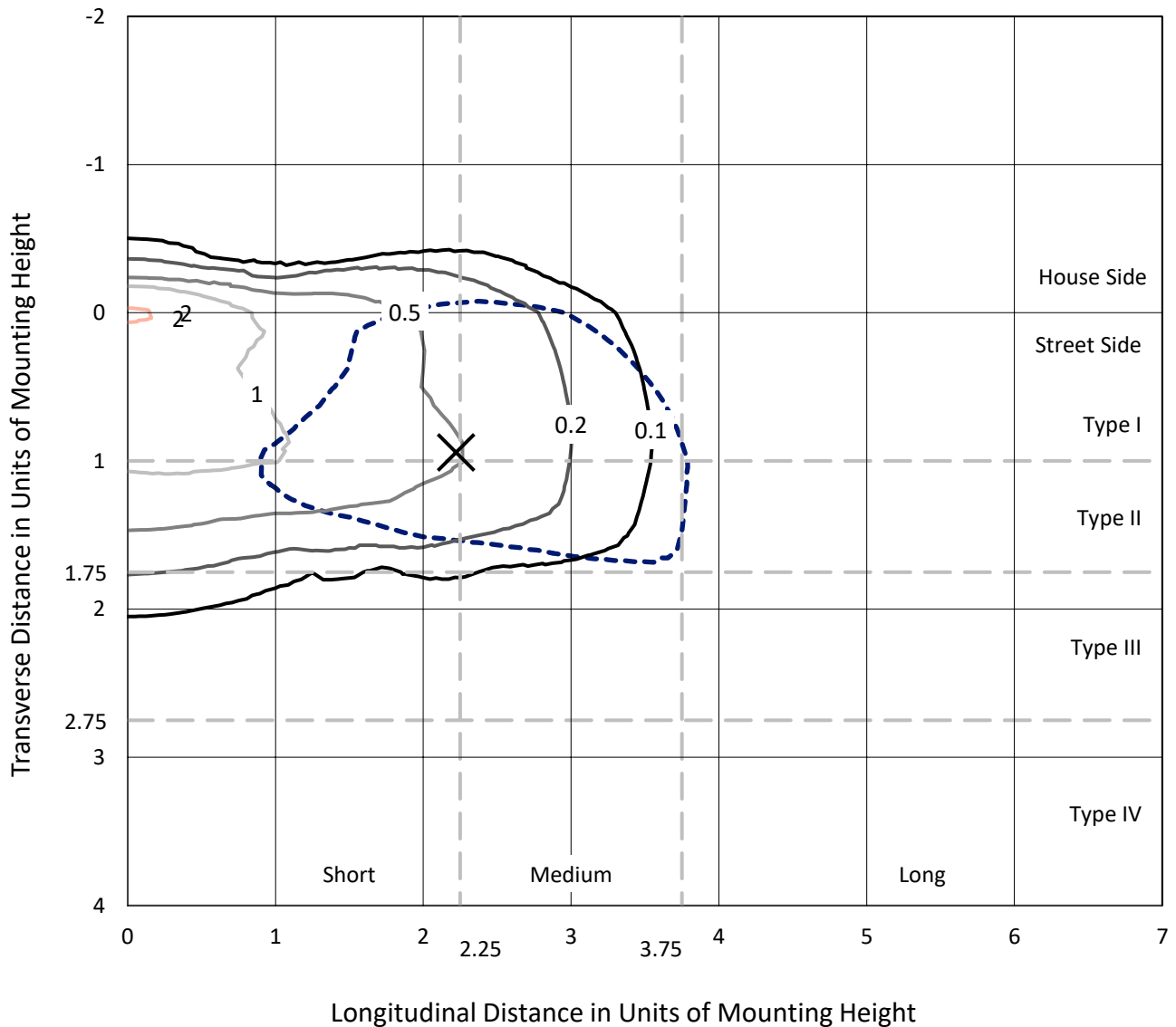
Lumens per Lamp: N/A
Luminaire Lumens: 2003.3 lumens
Efficiency: N/A
Efficacy: 111.3 lumens/watt
Luminous Opening: Rectangular (W 1' x L: 0.5' x H: 0')
IES Classification: Type II - Short
BUG Rating: B0 - U0 - G1

Input Watts (W): 18
Input Voltage (V): 120
Input Current (Ain): NR
Voltage Rise (V): NR
Power Factor: NR
Total Harmonic Distortion (THDi): NR
Frequency (hertz): 60
Stabilization Time: NR
Operation Time: NR
Ambient Temperature (°C): NR
Test Distance: 25 FT

REPORT NUMBER: P676828
 CATALOG NUMBER: CCW-SA-1A-730-U-SL2-HSS

Iso-Footcandle Lines of Horizontal Illumination

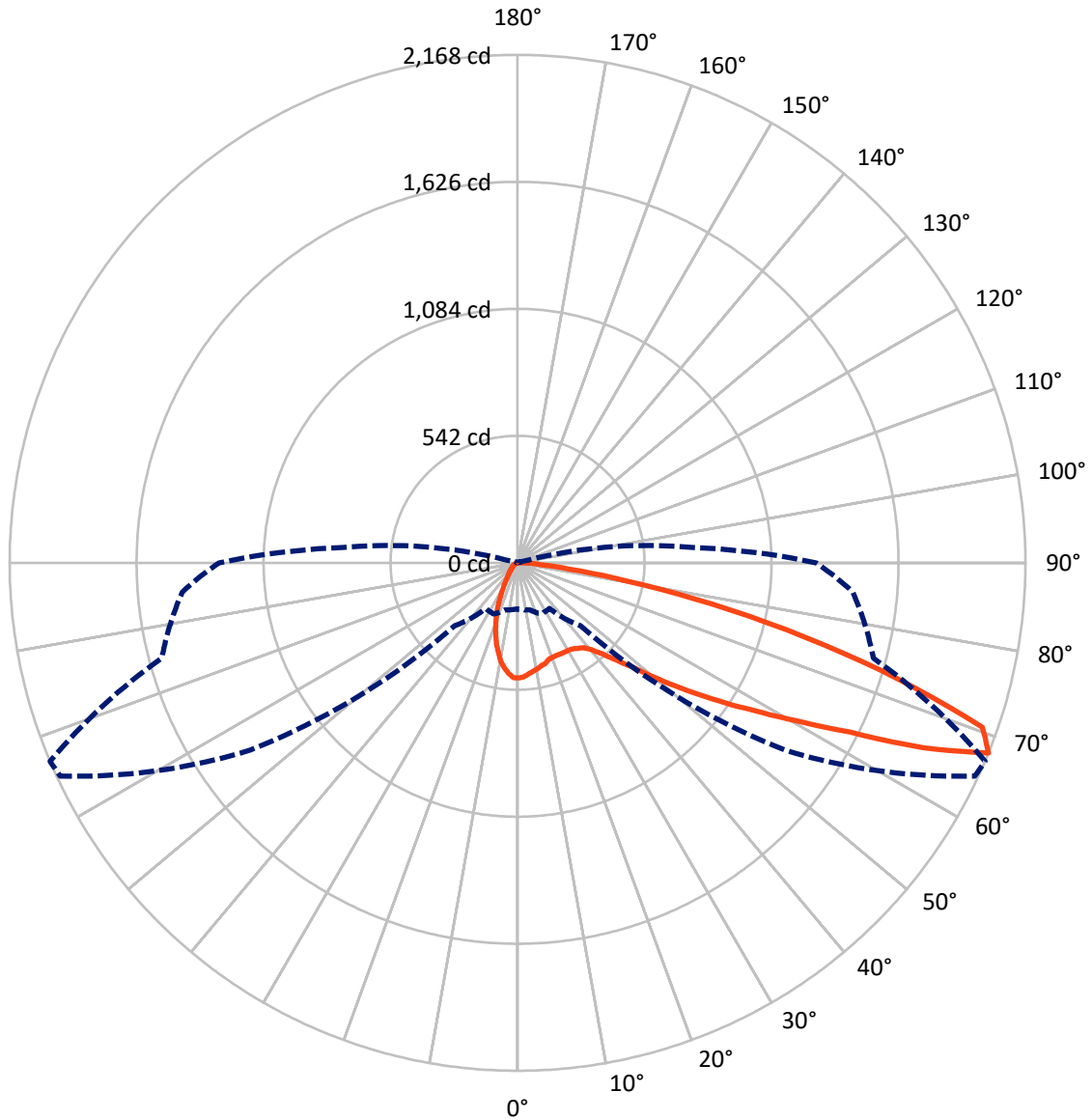
× Max cd
 - - - 1/2 Max cd



Based on 15 foot mounting height. Maximum calculated value = 2.2 fc
 Type II - Short - N/A

REPORT NUMBER: P676828
CATALOG NUMBER: CCW-SA-1A-730-U-SL2-HSS

Luminous Intensity Polar Plot



— Vertical Plane Through 67-Deg Lateral - - - Horizontal Cone Through 67.5-Deg Vertical

REPORT NUMBER: P676828
 CATALOG NUMBER: CCW-SA-1A-730-U-SL2-HSS

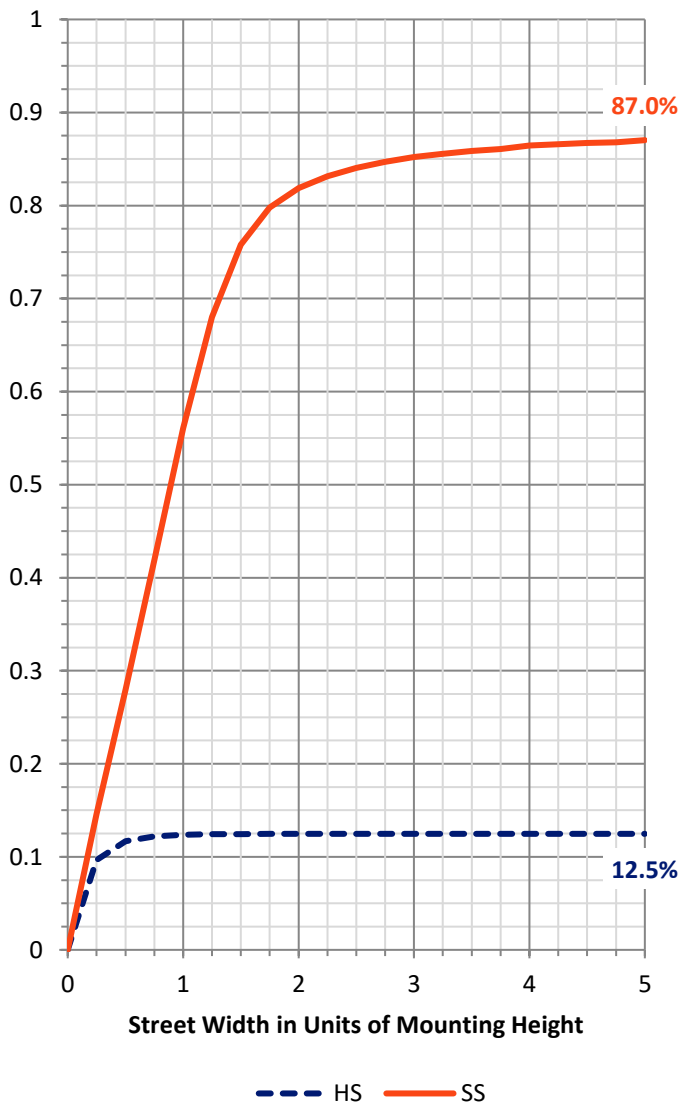
FLUX DISTRIBUTION:

		Downward	Upward	Total
House Side	Lumens	252.1	0.0	252.1
	% Fixture	12.6	0.0	12.6
Street Side	Lumens	1751.2	0.0	1751.2
	% Fixture	87.4	0.0	87.4
Total	Lumens	2003.3	0.0	2003.3
	% Fixture	100.0	0.0	100.0

Coefficient of Utilization

ZONAL LUMENS:

Zone	Lumens	% Fixture
0°-10°	41.4	2.1
10°-20°	92.0	4.6
20°-30°	130.8	6.5
30°-40°	190.4	9.5
40°-50°	294.7	14.7
50°-60°	452.3	22.6
60°-70°	490.3	24.5
70°-80°	276.6	13.8
80°-90°	34.8	1.7
90°-100°	0.0	0.0
100°-110°	0.0	0.0
110°-120°	0.0	0.0
120°-130°	0.0	0.0
130°-140°	0.0	0.0
140°-150°	0.0	0.0
150°-160°	0.0	0.0
160°-170°	0.0	0.0
170°-180°	0.0	0.0
0°-90°	2003.3	100.0
0°-180°	2003.3	100.0

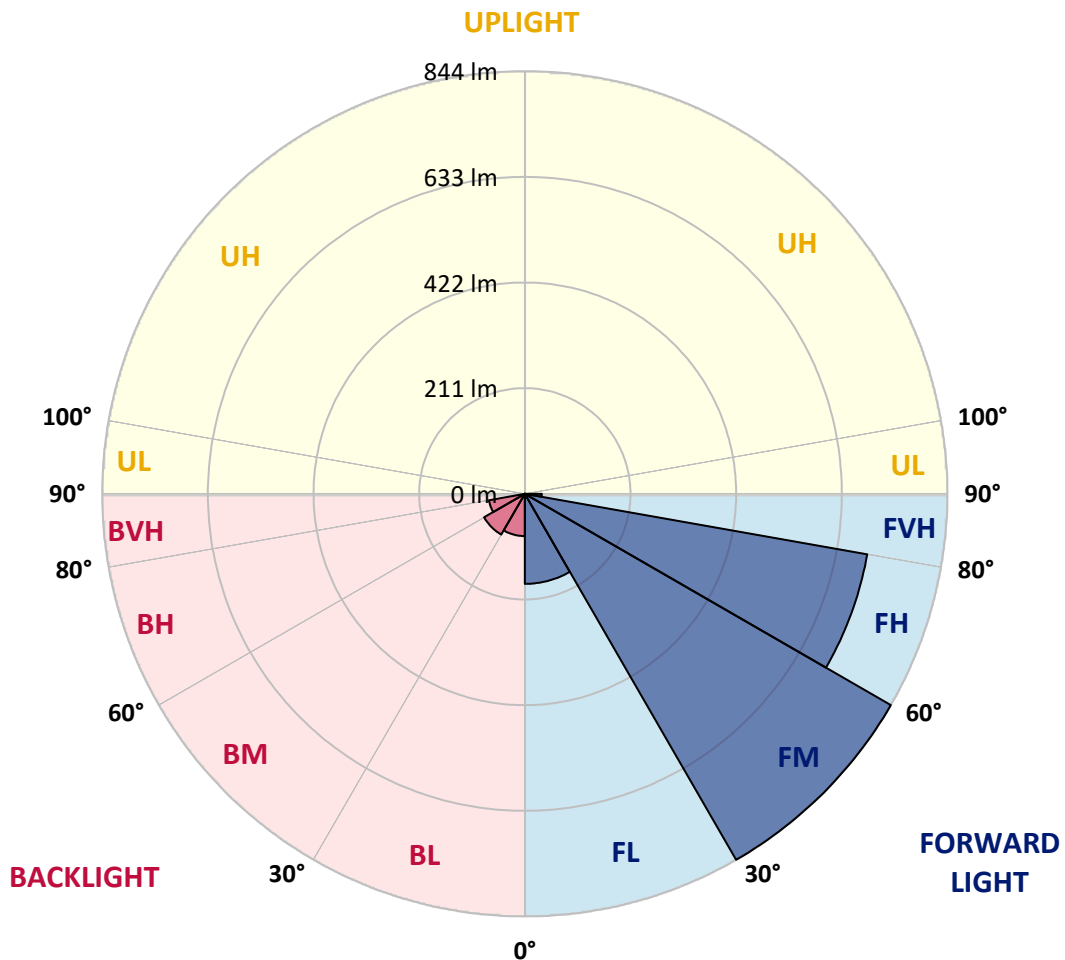


REPORT NUMBER: P676828
 CATALOG NUMBER: CCW-SA-1A-730-U-SL2-HSS

LUMINAIRE CLASSIFICATION SYSTEM LUMEN TABLE AND BUG RATING:

Zone	Lumens	% Fixture	Zone Rating/Lumen Limit		
			B	U	G
FL (0°-30°)	179.8	9.0			
FM (30°-60°)	843.6	42.1			
FH (60°-80°)	694.1	34.6			G1/1800
FVH (80°-90°)	33.8	1.7			G1/100
BL (0°-30°)	84.4	4.2	B0/110		
BM (30°-60°)	93.9	4.7	B0/220		
BH (60°-80°)	72.8	3.6	B0/110		G0/110
BVH (80°-90°)	1.0	0.0			G0/10
UL (90°-100°)	0.0	0.0		U0/0	
UH (100°-180°)	0.0	0.0		U0/0	

BUG Rating: B0-U0-G1
 Type II Short





REPORT NUMBER: P676828

CATALOG NUMBER: CCW-SA-1A-730-U-SL2-HSS

CANDELA DISTRIBUTION (FULL):

	0°	5°	15°	25°	35°	45°	55°	65°	67°	75°	85°
0°	491.4	491.4	491.4	491.4	491.4	491.4	491.4	491.4	491.4	491.4	491.4
2.5°	470.1	472.6	475.9	480.8	484.1	482.2	483.7	491.9	487.5	491.4	489.5
5°	444.1	446.5	451.3	450.8	454.7	461.9	471.6	482.2	477.4	489.0	493.3
7.5°	417.0	416.1	416.1	426.2	434.4	444.6	449.9	467.2	467.7	477.9	488.5
10°	392.4	395.3	400.2	404.0	411.7	426.2	441.7	455.2	460.5	480.8	483.7
12.5°	377.5	378.9	384.7	388.1	398.2	412.2	428.6	446.0	450.4	471.1	485.1
15°	371.2	374.6	376.5	382.8	388.1	401.1	413.2	433.0	445.5	461.9	479.3
17.5°	376.0	374.6	375.5	377.5	383.7	395.3	408.4	428.1	432.5	460.0	486.1
20°	382.3	382.8	379.9	378.9	377.5	388.6	399.2	424.8	429.6	460.0	490.4
22.5°	399.2	393.9	399.2	391.5	383.7	388.6	398.7	425.3	428.6	459.5	494.8
25°	419.9	420.9	422.4	405.9	394.8	391.5	402.1	426.7	429.6	463.4	496.7
27.5°	449.4	453.7	446.5	438.3	416.1	399.2	401.6	425.7	431.0	461.5	501.5
30°	489.0	485.6	486.6	467.7	446.0	419.5	412.7	428.1	432.0	463.9	510.7
32.5°	523.2	519.4	526.1	519.4	485.1	448.4	425.7	433.0	437.3	469.7	518.4
35°	544.5	549.3	559.9	567.2	538.2	486.1	447.5	446.0	447.9	472.6	524.2
37.5°	577.3	586.0	594.7	613.0	587.9	532.4	481.7	462.9	459.5	486.6	527.1
40°	613.0	610.6	636.2	657.9	656.9	597.6	529.5	492.8	488.0	508.8	546.4
42.5°	642.9	640.5	669.0	704.7	708.6	660.3	584.1	535.3	531.0	543.0	570.1
45°	682.0	684.0	717.8	760.2	774.2	743.3	657.9	596.1	593.7	589.9	615.0
47.5°	716.8	727.4	756.4	806.6	857.3	829.3	744.8	684.9	668.0	659.4	684.5
50°	740.9	750.6	785.8	839.4	932.1	949.9	842.3	779.6	780.0	758.8	772.3
52.5°	740.9	740.5	768.9	839.4	984.2	1075.9	972.6	898.8	902.6	880.4	881.4
55°	669.5	668.0	702.8	777.6	978.4	1197.1	1170.1	1049.9	1040.2	997.2	1001.6
57.5°	539.2	542.5	569.1	658.9	903.1	1253.6	1405.1	1219.8	1186.9	1098.1	1098.1
60°	393.4	390.5	410.3	473.0	723.6	1232.3	1598.2	1420.1	1368.4	1181.6	1169.1
62.5°	299.3	298.8	304.1	325.3	459.0	1074.5	1681.2	1674.9	1591.0	1263.7	1245.8
65°	241.8	242.8	250.0	265.0	280.4	732.7	1637.3	1979.0	1902.3	1385.8	1327.4
67.5°	197.4	199.8	208.5	240.9	237.5	379.4	1394.5	2153.3	2167.8	1572.1	1437.0
70°	152.0	155.9	166.0	211.9	228.8	252.4	966.8	2066.4	2105.0	1688.0	1370.9
72.5°	103.3	102.8	124.5	171.8	231.2	231.2	538.2	1664.3	1701.0	1556.2	1190.8
75°	56.0	59.4	82.5	129.8	211.9	223.5	306.5	1217.8	1269.5	1210.1	921.0
77.5°	30.4	30.9	45.9	85.0	176.2	213.4	204.7	828.3	848.6	729.8	504.4
80°	15.9	16.4	24.1	55.5	121.6	197.9	170.4	493.8	474.5	280.0	166.5
82.5°	7.2	7.7	12.1	34.8	77.7	155.9	147.2	238.5	220.1	78.2	50.7
85°	2.9	2.9	5.3	20.8	45.4	76.7	126.0	119.7	99.9	23.7	25.1
87.5°	1.0	1.0	1.4	8.2	18.3	45.9	67.1	63.2	43.4	8.7	13.5
90°	0.0	0.0	0.0	0.0	0.0	0.0	0.0	0.0	0.0	0.0	0.0



REPORT NUMBER: P676828

CATALOG NUMBER: CCW-SA-1A-730-U-SL2-HSS

CANDELA DISTRIBUTION (continued):

	90°	95°	105°	115°	125°	135°	145°	155°	165°	175°	180°
0°	491.4	491.4	491.4	491.4	491.4	491.4	491.4	491.4	491.4	491.4	491.4
2.5°	487.5	492.8	491.4	490.4	481.2	480.3	479.3	470.6	473.5	466.3	471.1
5°	490.4	493.3	485.6	471.1	458.1	443.6	432.5	424.8	410.8	405.5	404.5
7.5°	487.5	487.5	471.6	448.4	422.8	399.2	369.3	348.0	332.1	320.0	324.4
10°	483.7	477.9	461.5	420.4	374.1	338.4	295.4	264.0	240.4	232.7	227.8
12.5°	483.7	473.5	436.8	380.8	321.0	266.9	215.8	174.7	152.0	138.5	136.6
15°	479.3	464.4	419.0	343.7	269.3	196.0	137.6	102.3	83.0	77.7	75.8
17.5°	480.3	462.4	392.4	299.8	209.0	130.3	84.0	64.7	59.9	57.4	57.9
20°	482.2	462.4	368.8	256.8	150.6	81.1	57.9	54.5	52.1	51.2	51.6
22.5°	488.5	453.2	344.6	212.9	101.8	58.4	51.2	47.8	45.9	44.4	43.9
25°	489.5	451.8	321.5	169.4	70.0	49.2	44.9	41.0	38.6	36.7	36.2
27.5°	488.0	445.5	289.1	126.0	52.6	43.9	38.1	34.3	30.9	29.4	29.0
30°	493.3	433.9	261.6	90.7	44.4	38.1	32.3	28.0	25.1	23.2	23.2
32.5°	493.8	423.8	231.2	64.7	40.5	33.8	27.5	22.7	19.8	18.8	18.8
35°	494.3	414.6	197.4	49.2	36.2	29.0	22.7	18.8	16.9	15.4	15.4
37.5°	495.7	407.9	166.5	41.5	32.3	24.6	18.8	15.4	13.5	13.0	13.0
40°	498.6	398.7	134.2	36.7	28.0	20.8	15.9	13.0	11.1	10.6	10.1
42.5°	506.3	396.3	107.2	32.8	25.1	17.4	13.0	10.6	9.2	8.2	7.7
45°	538.2	402.6	83.0	30.4	21.2	14.5	11.1	8.7	6.8	6.3	5.8
47.5°	590.3	423.3	65.6	27.0	17.9	12.1	9.2	6.8	5.3	4.8	4.3
50°	669.5	470.6	53.6	24.1	15.0	10.1	7.2	5.3	3.9	3.4	3.4
52.5°	773.3	534.3	46.3	21.2	12.1	8.7	5.8	3.9	2.9	2.4	2.4
55°	879.5	609.6	43.4	18.3	10.1	7.2	4.3	2.9	1.9	1.4	1.4
57.5°	977.0	658.4	42.0	15.0	8.7	5.3	3.4	1.9	1.0	0.5	0.5
60°	1037.8	694.1	37.7	12.1	6.8	4.3	2.4	1.0	0.5	0.0	0.0
62.5°	1117.9	730.3	30.9	9.2	4.8	2.9	1.4	0.5	0.0	0.0	0.0
65°	1223.6	770.9	24.1	7.2	3.9	1.9	1.0	0.5	0.0	0.0	0.0
67.5°	1274.3	749.6	16.4	5.3	2.4	1.0	0.5	0.0	0.0	0.0	0.0
70°	1172.9	631.4	11.6	3.9	1.4	0.5	0.5	0.0	0.0	0.0	0.0
72.5°	986.1	494.8	8.7	2.4	1.0	0.5	0.0	0.0	0.0	0.0	0.0
75°	726.9	309.4	6.8	1.9	1.0	0.0	0.0	0.0	0.0	0.0	0.0
77.5°	385.7	115.4	4.8	1.4	0.5	0.0	0.0	0.0	0.0	0.0	0.0
80°	113.9	33.8	3.4	1.0	0.5	0.0	0.0	0.0	0.0	0.0	0.0
82.5°	37.7	10.1	1.9	1.0	0.5	0.0	0.0	0.0	0.0	0.0	0.0
85°	19.3	3.9	1.0	1.0	0.5	0.0	0.0	0.0	0.0	0.0	0.0
87.5°	11.1	1.4	1.0	1.0	0.5	0.0	0.0	0.0	0.0	0.0	0.0
90°	0.0	0.0	0.0	0.0	0.0	0.0	0.0	0.0	0.0	0.0	0.0

(END OF REPORT)